

# ***Loving Literacy:***

## **Learning to read AND Reading to Learn**

*New Literacy Column by Reading Specialist Larissa Juliano  
(and previous Teaching Toolbox Columnist)*

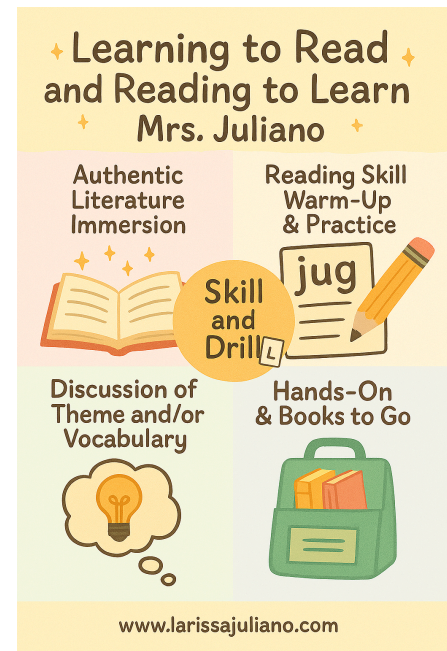
My goal as a reading teacher at Nazareth Elementary is to not only give students the strategies to decode words and build phonics skills, but ALSO to spark background knowledge on old and new topics, enrich their vocabulary, and get them EXCITED about reading authentic literature with family and friends, and independently.

It is engrained in my teaching core, to start almost all my reading skills lessons with a piece of literature...whether it is a fiction or non-fiction children's book, a short essay, or even a poem and an eye catching visual. Limited time means sometimes it is just a quick picture walk or pointing out some different scenes. This absolutely still engages my students to go back in their 'practice book' and then re-visit more literature pertaining to this topic.

As I've always believed, teaching explicit phonics skills is critical for our students to go from learning to read...to reading to learn...but I like to do BOTH at the same time!

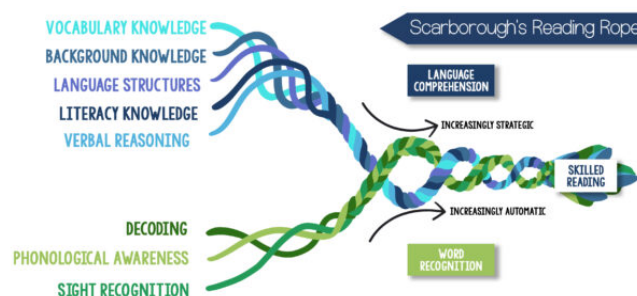
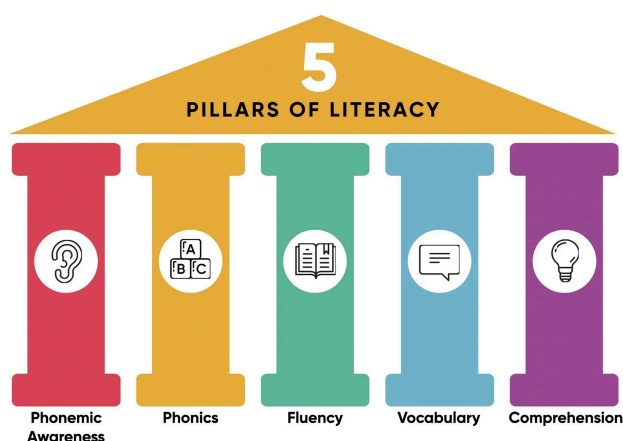
My new column for StoryMonsters Ink will be focusing on exactly this...**having a combination of simple, decodable text and/or phonics lesson- alongside cool and different resources...mostly literature and some favorite databases-** but there are always awesome tangible items that sneak in there!

Now that I am a reading specialist and have limited time with my groups, I need my 'sneaky peeky' books to pack a punch before we start on our phonics lessons! Depending on the nature of my lesson, I like to do a little background knowledge 'check in' and vocabulary 'preview' about whatever topic may be in our reading books...Meaning, if it is a basic 'sounding out' book about 'dogs' ie: The dog can sit. My dog is fun. This dog can jump." My goal is to still incorporate the following in ALL of my reading lessons...



- Authentic Literature Immersion
- Reading Skill Warm Up & Practice
- Discussion of ‘Theme’ and or Vocabulary
- Hands On and Books to Go

Reading intervention lessons don’t have to lose all the fun, all the magic of sharing new characters or watching my readers’ eyes sparkle when a twist or turn happens...but I have to **be thoughtful and purposeful** with how I present these lessons to my students, so no ‘reading pillar’ goes **untended!** My ‘go to’ visuals for parents when I explain my philosophy of reading are:



This column will go into more depth for each ‘component’ of my reading lesson...



Because I’m such a book lover, I veer towards my ‘favorites’ which I have mentioned often in my previous Teaching Toolbox columns. I am excited to share MORE authors and books that I have been gravitating to- where teachers can build in so many themes, story elements, vocabulary, and just enjoy reading SUPER fun and engaging books that children will beg to read again and again.


**Note:** My students’ learning guides my instruction! If I KNOW that they are struggling with short vowel sounds, we will ‘skill and drill’ those (my reading teacher phrase) until they are solid



and retained. If students are struggling with tracking text, that is the primary skill we will focus on...so some pillars or strands (reading rope) will take more time some weeks versus others. I also know that the classroom teachers in our building do additional phonics work with outstanding curriculum AND incorporate literature into their Social and Science Lessons.

**Today's 'lesson snapshot' is a peek of what future columns will focus on and share!**

**Resources Note:** I LOVE using UFLI, FlyLeaf Publishing, Starfall, BookFlix by Scholastic, Pebble Go and other published decodable texts for my topics. For my 'Skill Practice' I will show excerpts of what text I may be using for that lesson...or perhaps one that I randomly found! Many teachers are using ChatGPT to create decodable texts - I have tried to avoid that since there are so many incredible resources out there. But there are some cool teaching ideas that can be 'brainstormed' with ChatGPT.







## Larissa's Literacy Lesson Snapshot (30 minutes)

(with flexibility for added practice in letter sounds, alphabet work, and skill and drill)

- Our "I can" statement (aligned with NYS Standards)
  - > We can blend and read words with short vowel sounds.
  - > We can learn some new things about puppy dogs in our text and picture books.
- Sound and Letter Warm Up (sounds cards, white boards, abc tiles)
- Book & Vocab Preview (generate engagement)
- Word Practice (decodable text that has a 'dog' theme)
- More time to practice our reading and browse books!

Tools I use during my lessons:



✦ Learning to Read ✦  
and Reading to Learn ✦  
Mrs. Juliano ✦

Authentic Literature Immersion

Reading Skill Warm-Up & Practice

Skill and Drill

Discussion of Theme and/or Vocabulary



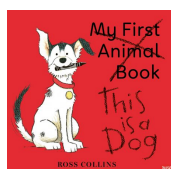
Hands-On & Books to Go

www.larissajuliano.com




*The other puppy dog books will be for BROWSING and IMMERSING later on in the day and/or week! Here are a few of my favorites!*

Talk about the books with your students! Point out the pictures, the author name, the cute graphics in the title...There is never enough time to read all the books we want to...but have these available right at your kiddos fingertips (book boxes, backpacks, library, whatever! :)





# VOCABULARY MAT




scrub




whiskers




brush



coal



fence



bath



spotted



fluffy



white



familiar



dig



dig